


Accessories Multimode Relay MT

- Snap-on mounting on DIN-rail
- Screw mounting
- Pozidrive screws with rising clamp terminals
- Logical layout of input-/output connections
- White marking area




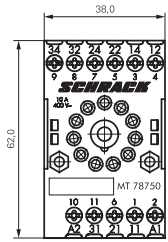
MT DIN-rail sockets with screw-type terminals

- MT 78 750** MT3 DIN-rail socket with screw-type terminals, 11-pin
- MT 78 755** MT2 DIN-rail socket with screw-type terminals, 8-pin

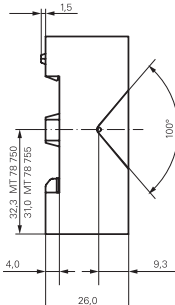


F0103-B



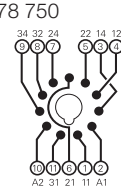


S0311-BA



MT 78 750


S0414-AB




MT 78 755

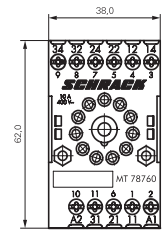
S0414-AC

- MT78 760** MT3 DIN-rail socket with screw-type terminals, 11-pin

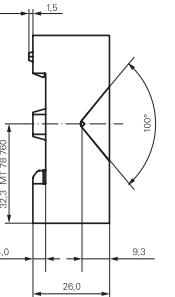


F0103-B






S0311-BB




MT 78 760

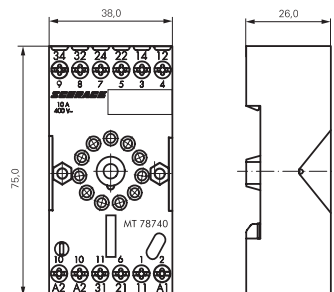
S0414-AA

- MT 78 740** MT3 DIN-rail socket with screw-type terminals, 11-pin
- MT 78 745** MT2 DIN-rail socket with screw-type terminals, 8-pin



F0200-B





S0366-A

Socket system MT 78 740 and MT 78 745

- 8/11 pin socket for MT2 / MT3
- Double A2 screw for simple further connection of coil supply

Accessories Multimode Relay MT (Continued)

Approvals

VDE Cert. No. 40009096, cULus E135149

Technical data MT78 750/755/760/740/745

| | |
|---|-------------------------|
| Rated voltage/Max. switching voltage AC | 240/400 VAC |
| Rated current | 10 A |
| Dielectric strength | |
| coil-contact circuit | 2500 V _{rms} |
| open contact circuit | 1500 V _{rms} |
| adjacent contact circuit | 2500 V _{rms} |
| Clearance / creepage coil-contact circuit | ≥ 2.8/4 mm |
| Material group of insulation parts | IIIa |
| Insulation to IEC 60664-1 | |
| Type of insulation coil-contact circuit | basic |
| open contact circuit | functional |
| adjacent contact circuits | basic |
| Rated insulation voltage | 250 V |
| Pollution degree | 2 |
| Rated voltage system | 230/400 V |
| Overvoltage category | III |
| Material compliance: EU RoHS/ELV, China RoHS, REACH, Halogen content refer to the Product Compliance Support Center at www.te.com/customer-support/rohssupportcenter | |
| Ambient temperature range | -20...+80°C |
| Terminals | screw |
| Terminal screw torque acc. IEC 61984 | 0.5 Nm |
| max. | 0.7 Nm |
| Wire strip length | 9 mm |
| Wire cross section | |
| single wire | 2 x 2.5 mm ² |
| fine wire | 2 x 2.5 mm ² |
| with bootlace crimp (DIN 46228/1) | 2 x 1.5 mm ² |
| Insertion cycles | A (10) |
| Max. Insertion Force total | 100 N |
| Mounting distance | ≥ 0 mm, dense packing |
| Weight | |
| MT 78 750/760 | 54 g |
| MT 78 755 | 47 g |
| MT 78 740 | 62 g |
| MT 78 745 | 56 g |
| Packaging unit | 25 pcs |

DIN-rail sockets with screw-type terminals

| Type | | Part Number |
|------------------|---|-------------|
| MT 78 750 | DIN-rail socket with screw-type terminals, 11-pin | 1415035-1 |
| MT 78 755 | DIN-rail socket with screw-type terminals, 8-pin | 3-1415035-1 |
| MT 78 760 | DIN-rail socket with screw-type terminals, 11-pin | 8-1415034-1 |
| MT 78 740 | DIN-rail socket with screw-type terminals, 11-pin | 8-1393163-3 |
| MT 78 745 | DIN-rail socket with screw-type terminals, 11-pin | 8-1393163-4 |



Accessories for MT 78 750, MT 78 755, MT 78 760, MT 78 740, MT 78 745

| Type | | Part Number |
|------------------|-------------------------|-------------|
| MT 28 800 | Metal retaining clip MT | 8-1393163-0 |

LED and Protection modules for MT 78 740, MT 78 745

| Type | | Part Number |
|-------------------|------------------------------------|-------------|
| MTM TO 0A0 | Protection diode 1N4007 (A1+, A2-) | 7-1393163-6 |
| MTM U0 730 | RC-network 110...230 VAC | 7-1393163-8 |
| MTM LO 024 | red LED 24 VAC / VDC | 7-1393163-4 |



F0201-B

Function modules for MT 78 740, MT 78 745

| Type | | Part Number |
|-------------------|---------------|-------------|
| MTM ZO W00 | Delay ON | 7-1393163-9 |
| MTM FO W00 | Multifunction | 7-1393163-3 |



F0203-B



F0204-B

Technical data - Function modules

| | |
|---|--------------------------|
| Nominal voltage | 24...240 VDC / VAC |
| Mains frequency | 48...63 Hz |
| Precision of time setting | + 0.5 % |
| Readiness for repetition | ≤ 0.5 % or 5 ms |
| Influence of temperature | ≤ 0.1 %/°C |
| Time range switchable | 0.05s...240h in 8 ranges |
| Material compliance: EU RoHS/ELV, China RoHS, REACH, Halogen content refer to the Product Compliance Support Center at www.te.com/customer-support/rohssupportcenter | |
| Ambient temperature range | -25...+55°C |

